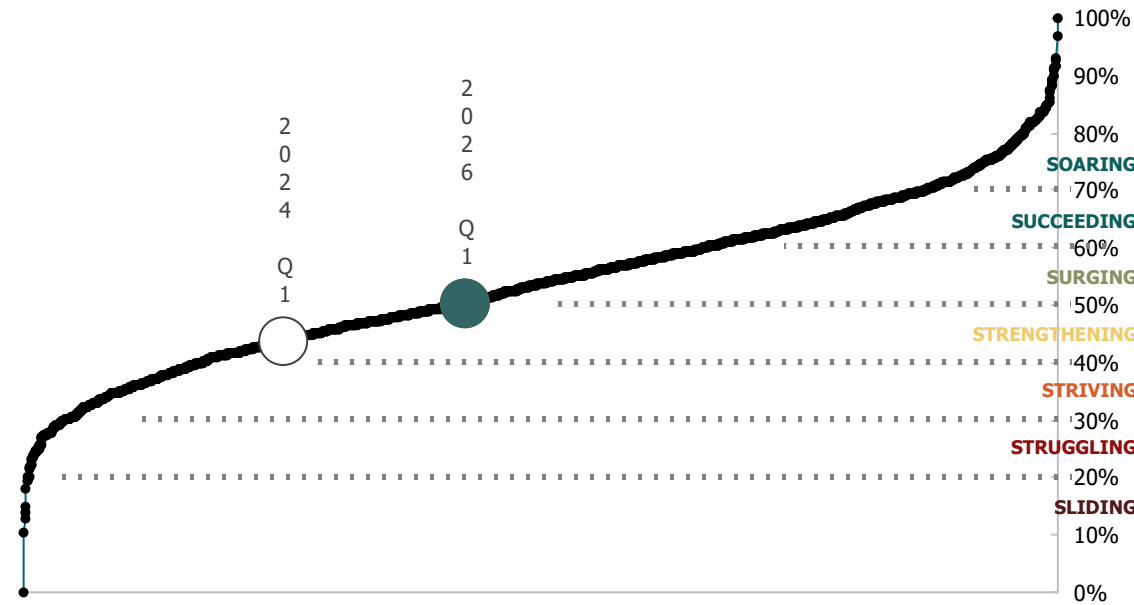


#### Your Current Type of Culture: Culture of Surging 50% Engaged



#### Organisational Culture: Your Top Attributes

Best attributes compared with the Benchmarking Norm - based on the number of standard deviations from the Norm.  
*All questions have been answered by at least 40% of respondents.*

		Your Rating	Bmkg Norm
Very High	There is high trust in Managers.	62%	40%
High	There is high trust in Senior Leaders.	51%	40%
High	My Organisation's Executive Leadership Team put into practice the value... Respect - means that we are accepting, genuine and fair to one another.	61%	52%
Above Average	The organisation is a culturally inclusive employer.	87%	83%
Above Average	Change in the organisation = Better things to come for me.	53%	45%

#### Workplace Culture: Your Top Attributes

Best attributes compared with the Benchmarking Norm - based on the number of standard deviations from the Norm.  
*All questions have been answered by at least 40% of respondents.*

		Your Rating	Bmkg Norm
High	My manager consistently meets my most important expectations of them.	74%	68%
High	My manager ... Provides reward and recognition for outstanding performance.	58%	48%
High	I have a strong sense of ... My manager genuinely understanding and supporting wellbeing in the workplace.	80%	75%
High	I have a strong sense of... Being supported to look after myself.	75%	67%
High	In my work team, employees are actively empowered to ... Press hard for better solutions to long term problems.	68%	60%

#### Is the organisation a 'Truly Great Place to Work'



On balance, the organisation is a "truly great place to work".

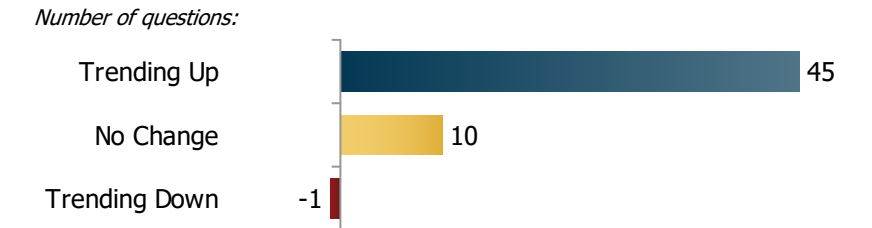


On balance, the organisation is not a "truly great place to work".

#### Organisational Culture - Trending

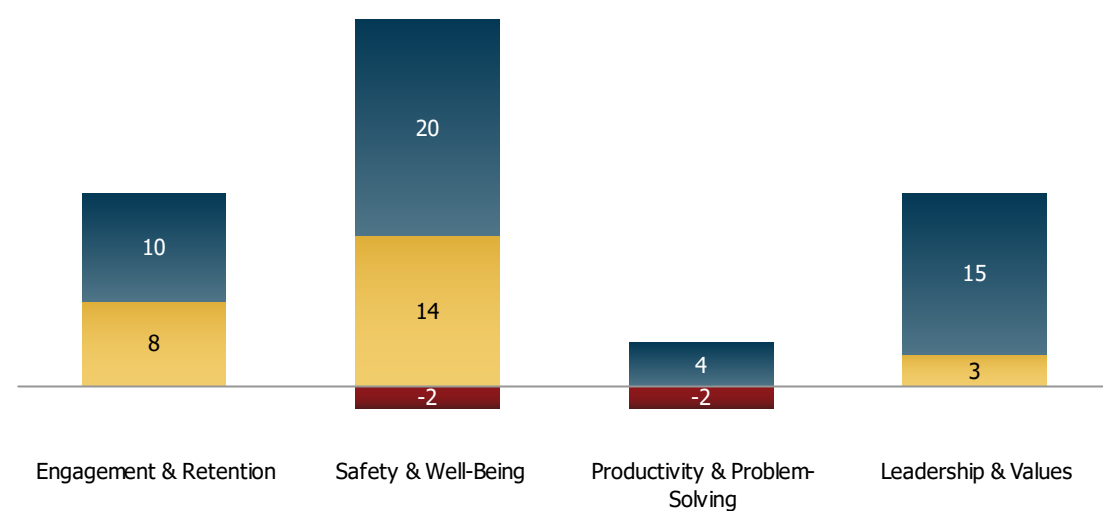


#### Workplace Culture - Trending



#### Your Benchmarking -vs- Public Hospital & Health Services

Σ Above the Norm = 49    Σ Near the Norm = 25    Σ Below the Norm = 4



#### Organisational Culture: Areas for Future Action

Weakest attributes compared with the Benchmarking Norm - based on the number of standard deviations from the Norm.  
*All questions have been answered by at least 40% of respondents.*

		Your Rating	Bmkg Norm
Below Average	I received feedback on the findings of the last employee survey ... from the organisation.	32%	36%
Average	Employees in the "Turnover Zone"	20%	20%
Average	In my organisation, the Executive are ... Accessible.	36%	36%
Average	The organisation consistently meets my most important expectations of it.	43%	43%
Average	In my organisation, the Executive are ... Visible.	36%	35%

#### Workplace Culture: Areas for Future Action

Weakest attributes compared with the Benchmarking Norm - based on the number of standard deviations from the Norm.  
*All questions have been answered by at least 40% of respondents.*

		Your Rating	Bmkg Norm
Low	My workplace is a physically safe place for me to work.	81%	87%
Low	I received feedback on the findings of the last employee survey ... from my manager.	34%	47%
Below Average	My workplace is... Free from occupational violence.	60%	65%
Average	People in my work unit are highly conscious of the potential for adverse patient safety events.	86%	87%
Average	My immediate supervisor/manager genuinely supports equality.	84%	86%