

Community Profiles – Lockyer Valley

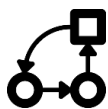
Health needs and service issues summary



Population expected to more than double in the next 20 years.



Ageing population, with 43% of the region's population aged 45+.



Laidley Health Service has a 6% self-sufficiency, meaning the hospital serviced 6% of their catchment's public hospital demand.



Highest rates of patient outflows outside of West Moreton for Laidley are to Metro South and Darling Downs Hospital and Health Services.



West Moreton Health's 15-year master plan identifies short to medium term infrastructure priorities including minor refurbishments to Laidley Health Service.

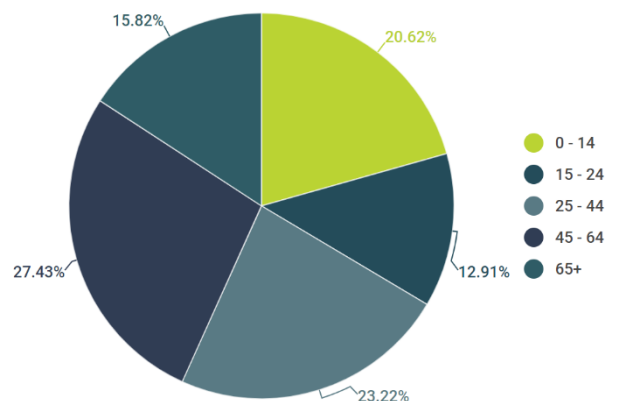
About Lockyer Valley

Lockyer Valley planning area consist of three SA2 areas:

- Lockyer Valley - East
- Lowood
- Rosewood

Lockyer Valley covers a land area of 2,034 square kilometers and contains 48,594 residents or 17% of West Moreton's total resident population. Figure 8 shows a breakdown of population by age group, showing significant numbers of both young (0-14) and older (65+) people in the region.

Figure 8, Lockyer Valley planning region population breakdown by age, 2017



Demographics



4.3%

of Lockyer Valley's population identify as Aboriginal and/or Torres Strait Islander, compared to a statewide average of 4%.



10.4%

of people in the Lockyer Valley were born overseas, compared to a statewide average of 21.6%.



0.4%

speak a language other than English at home, compared to a statewide average of 1.8%.



4%

annual growth rate (AGR), compared to a state AGR of 1.6%. By 2041 there will be an estimated 123,832 persons residing in Lockyer Valley.



11.2

Lockyer Valley's crude birth rate per 1,000 (Qld 12.4) and a death rate of 6.8 per 1,000 (Qld 6.4).

Health services

The Lockyer Valley includes the Laidley Health Service, which is located 45kms west of Ipswich. Laidley Health Service has an inpatient bed capacity of 15 physical beds and three beds in emergency.

Laidley Health Service is a level 2 Clinical Services Capability Framework (CSCF) hospital. CSCF is a Framework provided by the Department of Health to determine the complexity of services provided.

Inpatient services include medical, post-operative surgical, tele-pharmacy, slow stream rehabilitation, palliative care and telehealth.

Outpatient services include medical and nursing outpatients, allied health (physiotherapy), social work, telehealth, radiology, mental health and alcohol and other drugs (including needle and syringe program).

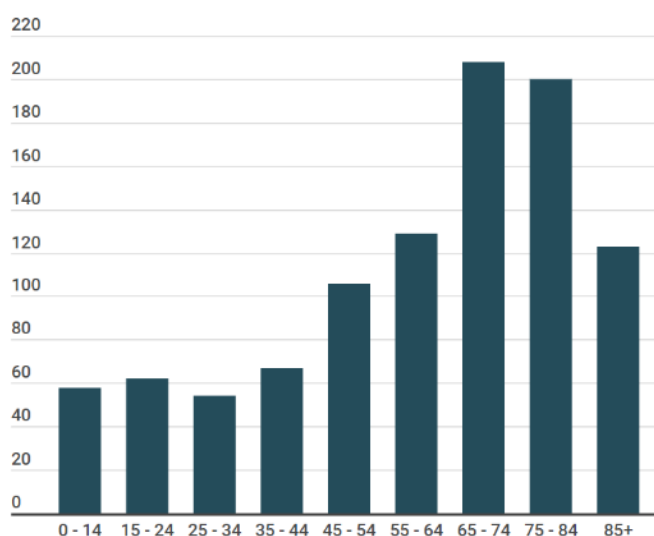
Community Health Services include a full-time community health nurse, social worker and occupational therapy.

Laidley Hospital cannot support the health needs of the community in isolation and works in collaboration with a range of primary care and community-based health professionals to provide care to the Lockyer Valley community.



Health service utilisation

Figure 9, Laidley Hospital episodes of admitted care by age, 2017/18.



In 2016/17, the Lockyer Valley planning region hospital utilisation was split 66% publicly funded hospital activity and 34% private activity.

In 2017/18 Laidley Health Service had a total of 1,007 episodes of admitted care (figure 9).

A high number of hospital admissions are attributed to people aged 65 and over, tapering down to approximately 60 admissions each across the 0-44 age groups.

The most recent Potentially Preventable Hospitalisations (PPH) data 2017/18 showed a total of 1,376 separations (an episode of care for an admitted patient) attributed to PPH's for the Lockyer Valley planning region. The top three conditions include diabetes complications, chronic obstructive pulmonary disease and cellulitis. PPH's are separated into acute, chronic and vaccine preventable categories and some total PPH calculations may appear greater as patients

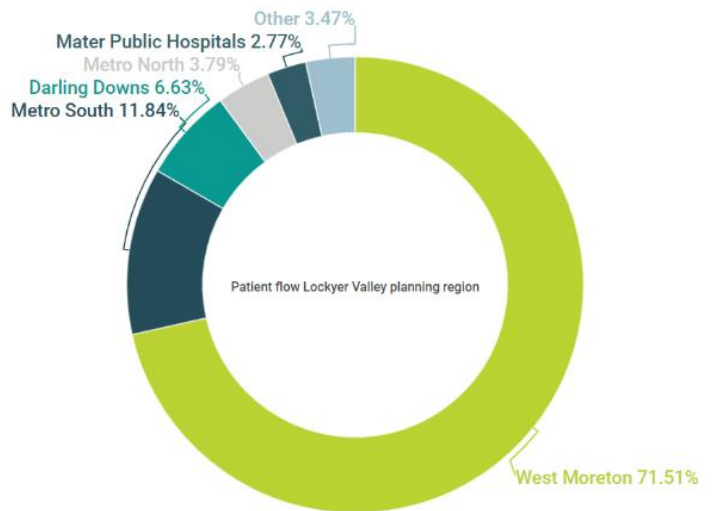
may belong to more than one category and PPH data is calculated by place of residence, not by facility they presented at.

Patient flow and self-sufficiency

Self-sufficiency is the percentage of resident public health demand serviced within the catchment. Based on the self-sufficiency index, Laidley Health Service serviced 6% of their public hospital demand.

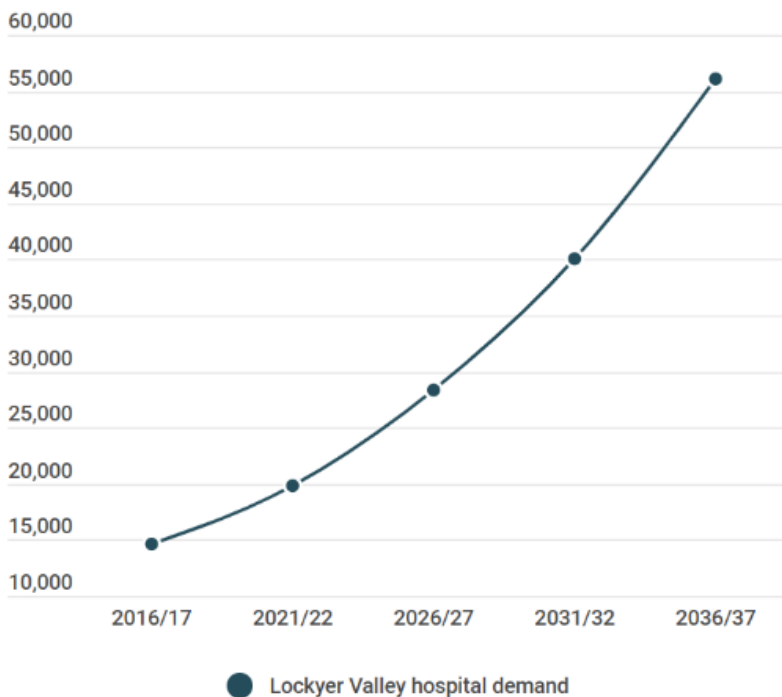
Patient flow (outflow) represents the proportion of the population who receive services outside their geographic catchment area. Figure 10 highlights where residents of the Lockyer Valley planning region are receiving their care.

Figure 10, Lockyer Valley planning region patient outflow, 2016/17



Health service demand

Figure 11, Lockyer Valley public hospital demand 2016-2037



As the population is growing and ageing, so too is the demand for public hospital services. Figure 11 shows the significant growth in projected inpatient hospital demand for the Lockyer Valley region.

It is expected that by 2036/37 the number of public hospital admissions for the Lockyer Valley planning region will increase to 56,091, an increase of 285%.

Top 10 Service-Related Groups for Lockyer Valley residents

Renal dialysis accounted for the highest amount of publicly funded admissions in 2016/17 for Lockyer Valley residents. It should be noted however, that most renal dialysis patients receive three treatments per week. The service-related groups with the next highest volume were chemotherapy, orthopaedics and non-specialty surgery (general surgery) all of which were higher than 1,000 admissions during 2016/17 (figure 12).

Figure 12, Service-Related Groups for Lockyer Valley residents 2016/17.

	Service-Related Group	2016/17
1	Renal Dialysis	1,413
2	Chemotherapy	1,230
3	Orthopaedics	1,135
4	Non-Subspecialty Surgery	1,102
5	Diagnostic GI Endoscopy	962
6	Cardiology	903
7	Respiratory Medicine	770
8	Non-Subspecialty Medicine	698
9	Neurology	684
10	Obstetrics	605

What our community values

Engaging with the community positions West Moreton Health to better understand the needs of the people who use or will potentially use our health services. The West Moreton Health Lockyer Valley Community Reference Group meets on a quarterly basis to provide insight into the needs of the community.

The Lockyer Valley Community Reference Group identified the following concerns relating to their community:

- Limited transport options to be able to access services within and outside the Lockyer Valley region
- The need for more communication on local services and how to access them
- Culturally appropriate services to support the growing multicultural community
- Early year and parent education programs to support the needs of young people with mental health issues
- National Disability Insurance Scheme participants in the area are not accessing service providers due to limited understanding of how the new system works. This could impact on hospital and health services when people need support
- People over 65 years of age requiring access to in-home services are experiencing long wait times which could mean they will need additional support from the health service if they are not able to receive in-home care

West Moreton priorities for Lockyer Valley

The West Moreton Health Strategic Plan 2017-2021 (2019 update) outlines nine strategic directions to meet the health needs of the diverse and growing community now and in the future. To meet these strategic directions West Moreton Health has identified key areas for clinical and infrastructure improvements as outlined in the table below.

Clinical	Infrastructure
<ul style="list-style-type: none"> - Treating more people closer to home to increase self-sufficiency index - Focus on utilising technology to provide more services in a virtual capacity - Partnering with the people we care for and their family and support network 	<ul style="list-style-type: none"> - West Moreton Health's 15-year master plan identifies short to medium term infrastructure priorities including minor refurbishments to the Laidley Health Service - Longer term plans include a new Lockyer Valley facility providing medium acuity services for the region and surrounding areas